

BILL OF MATERIALS

- 2 EACH TACTOUCH TT-L6M-X (X=COLOR CODE)
- 2 EACH SENSORSWITCH MP20 POWER PACK
- 1 EACH SENSORSWITCH LOW VOLTAGE OCCUPANCY SENSOR

NOTES:

- 1) LINE VOLTAGE WIRING (HOT & NEUTRAL) TO POWER LED DRIVERS.
- 2) 0-10V DIMMING SIGNAL, CLASS 2 WIRING, 22 AWG STRANDED, 2C, DO NOT CONNECT TO LINE VOLTAGE
- 3) CLASS 2 WIRING, 22 AWG STRANDED, 2C, DO NOT CONNECT TO LINE VOLTAGE
- 4) CLASS 2 WIRING, 22 AWG STRANDED, 3C, DO NOT CONNECT TO LINE VOLTAGE
- 5) CLASS 2 WIRING, 22 AWG STRANDED, 4C, DO NOT CONNECT TO LINE VOLTAGE
- 6) CLASS 2 WIRING, 22 AWG STRANDED, 5C, DO NOT CONNECT TO LINE VOLTAGE
- 7) LOW VOLTAGE OCCUPANCY SENSOR (OS) BY SENSOR SWITCH.
- 8) TACTOUCH PART # TT-L6M-X DIMMER CONTROL(X=COLOR CODE)

SEQUENCE OF OPERATION:

- 1) OCCUPANT ENTERS ROOM AND PRESSES ZONE 1 ON AND/OR ZONE 2 ON TO ENERGIZE LIGHTS.
- 2) OCCUPANT CAN PRESS UP AND DOWN ARROWS TO DIM RESPECTIVE ZONE.
- 3) OCCUPANT CAN PRESS LIGHT LEVEL MEMORY PUSH BUTTON FOR RESPECTIVE ZONE TO GO TO LIGHT LEVEL STORED IN MEMORY.
- 4) AFTER OCCUPANT EXITS ROOM AND LOW VOLTAGE OCCUPANCY SENSOR TIME DELAY EXPIRES BOTH ZONE 1 AND ZONE 2 LIGHTS WILL AUTOMATICALLY TURN OFF.



TACTOUCH, Inc.

11401 Big Canoe
Jasper, GA 30143

Title Block:

WIRING DIAGRAM FOR TWO TT-L6 FOR TWO CONTROL IN ROOM WITH
MANUAL ON/AUTO OFF OPERATION-VACANCY SENSOR

Dwg #: 1.002

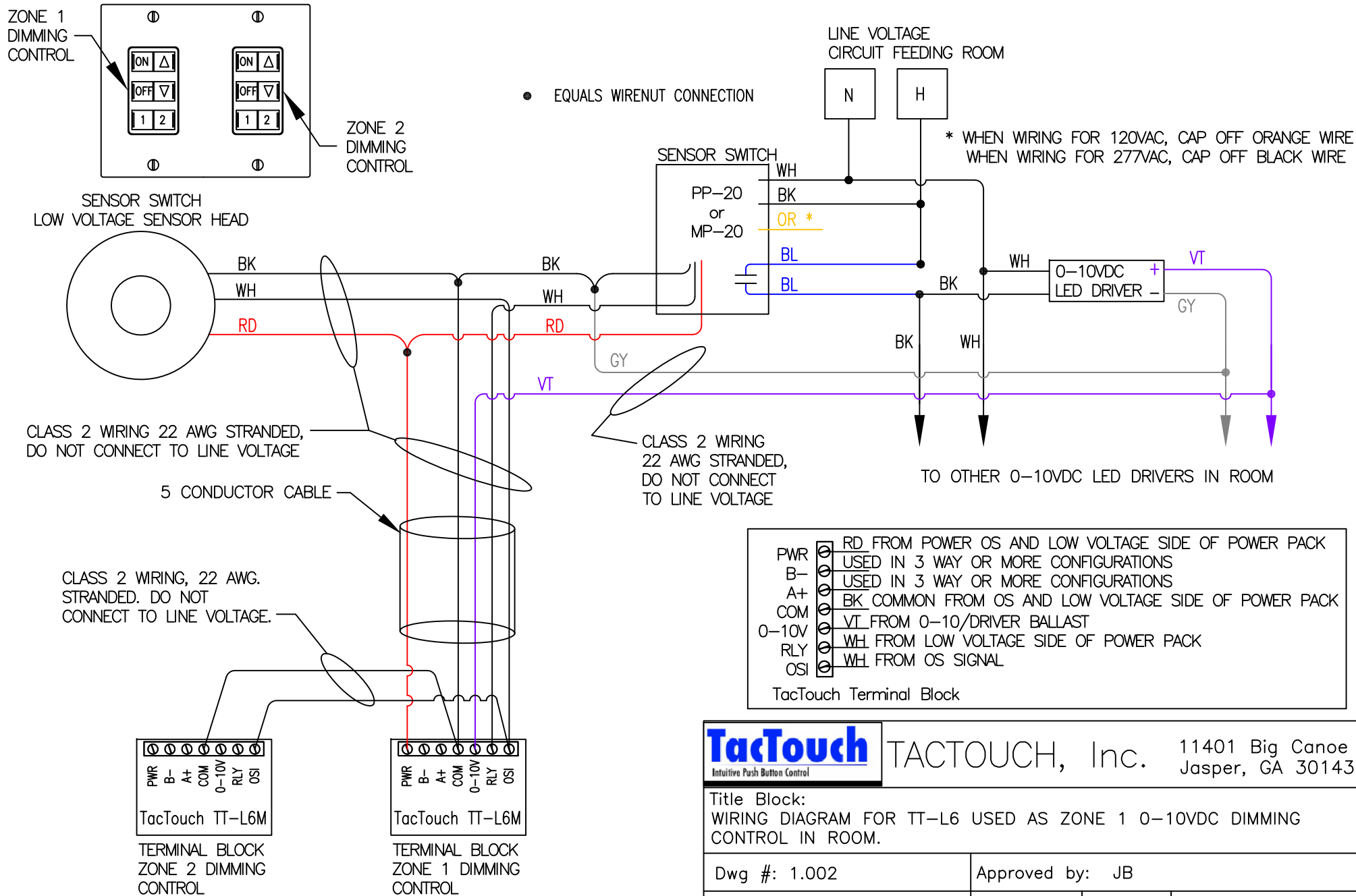
Approved by: JB

File Name:
TT-L 2 ZONE.DWG

Date:
05/18/14

Revision:
0

Sheet:
1 of 3



TacTouch
Intuitive Push Button Control

TACTOUCH, Inc. 11401 Big Canoe
Jasper, GA 30143

Title Block:
WIRING DIAGRAM FOR TT-L6 USED AS ZONE 1 0-10VDC DIMMING
CONTROL IN ROOM.

Dwg #: 1.002

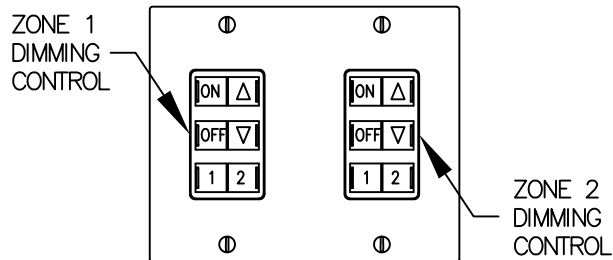
Approved by: JB

File Name:
TT-L 2 ZONE.DWG

Date:
05/18/14

Revision:
0

Sheet:
2 of 3

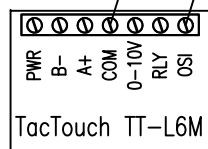


• EQUALS WIRENUT CONNECTION

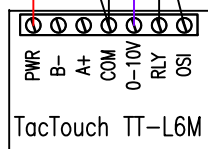
CLASS 2 WIRING 22 AWG STRANDED,
DO NOT CONNECT TO LINE VOLTAGE

4 CONDUCTOR CABLE

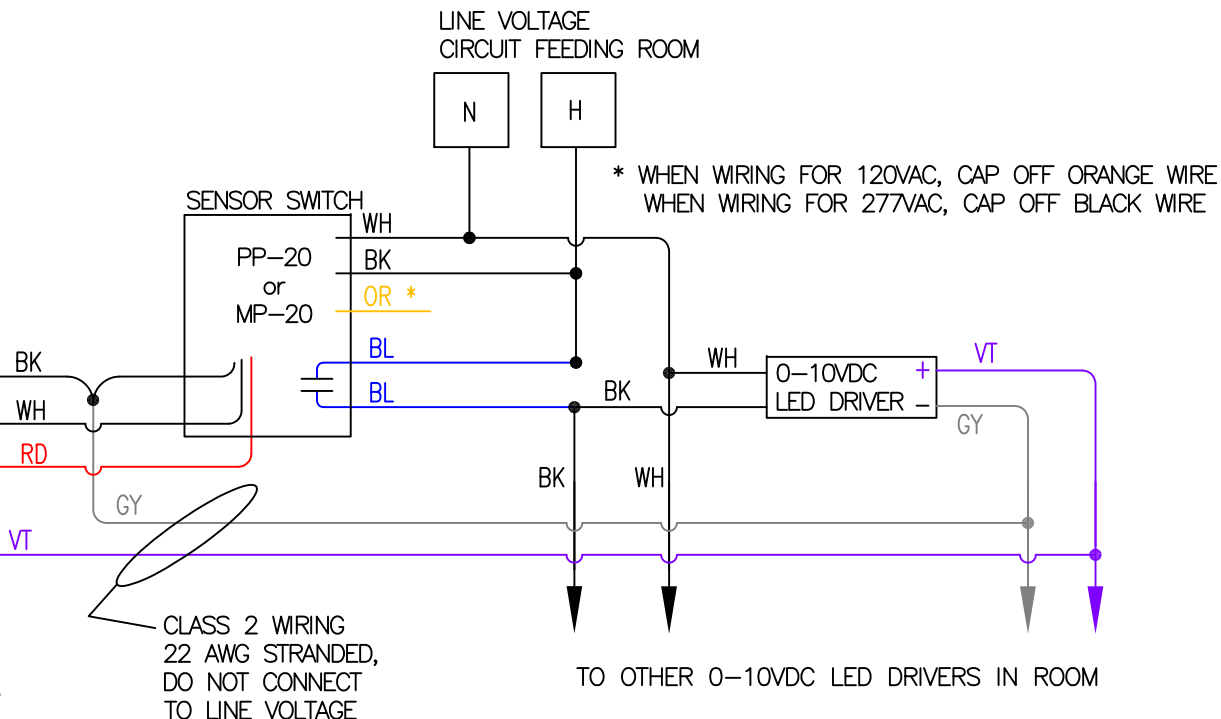
CLASS 2 WIRING, 22 AWG.
STRANDED. DO NOT
CONNECT TO LINE VOLTAGE.



TERMINAL BLOCK
ZONE 1 DIMMING
CONTROL



TERMINAL BLOCK
ZONE 2 DIMMING
CONTROL



| | |
|-------|--|
| PWR | RD FROM POWER OS AND LOW VOLTAGE SIDE OF POWER PACK |
| B- | USED IN 3 WAY OR MORE CONFIGURATIONS |
| A+ | USED IN 3 WAY OR MORE CONFIGURATIONS |
| COM | BK COMMON FROM OS AND LOW VOLTAGE SIDE OF POWER PACK |
| 0-10V | VT FROM 0-10V/DRIVER BALLAST |
| RLY | WH FROM LOW VOLTAGE SIDE OF POWER PACK |
| OSI | WH FROM OS SIGNAL |

TacTouch Terminal Block

TacTouch
Intuitive Push Button Control

TACTOUCH, Inc.

11401 Big Canoe
Jasper, GA 30143

Title Block:
WIRING DIAGRAM FOR TT-L6 USED AS ZONE 2 0-10VDC DIMMING
CONTROL IN ROOM.

Dwg #: 1.002

Approved by: JB

File Name:
TT-L 2 ZONE.DWG

Date:
05/18/14

Revision:
0

Sheet:
3 of 3